

AC Type LED Tube

T5 Linear Lighting



*No Power Adapter Required






DLC's AC Type LED Tube is the perfect choice for replacing linear fluorescent T5 lighting. Combining a built-in milk white diffuser that fits over an aluminium body, it provides a beautifully distributed light output with no hot spots. Easy to install, there's no power adapter needed. A great option for those looking to instantly replace fluorescent fixtures and gain energy savings.

FEATURES

 <p>Cabinetry</p>	<ul style="list-style-type: none"> ✓ Diffuser lens prevents hot / dark spots ✓ 120° beam angle ✓ Easy to install ✓ Connectable to suit size requirements ✓ Direct AC 100 ~ 240 V input with no power adapter needed ✓ Easily daisy chained ✓ High luminous efficacy (115 lm / W) ✓ Long LED lifespan (50 000+ hours) ✓ 50% energy savings over traditional lighting ✓ Advanced 3-year warranty 	
 <p>Shelves</p>		
 <p>Coves</p>		
 <p>T5 Fluorescent Retrofitting</p>		
		

SPECIFICATIONS

Electrical			
Input Voltage	100 ~ 240 VAC		
Power Consumption	See table below		
Wire Size	18 AWG		
Wiring	Hardwired to AC line, AC plug - US type (optional)		
Certification	UL listed		
Expected Lifespan	50 000 ~ 70 000 hours		
Physical			
Color Temperature	3000 K  4000 K  5000 K 		
Mounting	Surface mounted. Mounting accessories provided		
Operating Temperature	-30 °C (-22 °F) ~ +40 °C (+104 °F)		
Environment	Dry location only		
Part #	LT5-600	LT5-900	LT5-1200
Length Options	22 7/16" (570 mm)	34 1/4" (870 mm)	47 1/8" (1197 mm)
Weight	0.71 lbs (0.32 kg)	1.06 lbs (0.48 kg)	1.41 lbs (0.64 kg)
Width	7/8" (22 mm)		
Height	1 5/16" (33 mm)		
Beam Angle	120°		

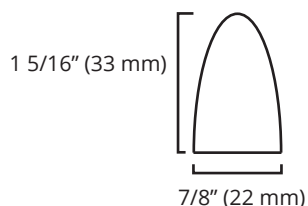
LIGHT OUTPUT

Part #	Watts	LED Quantity	Luminous Flux (lm)	Luminous Efficacy (lm / W)
LT5-600	9 W	78	1140 ~ 1200	115
LT5-900	12 W	104	1710 ~ 1800	115
LT5-1200	16 W	143	2280 ~ 2400	115

ORDER INFORMATION

Series #	Color Temperature
LT5-600	3000 K
LT5-900	4000 K
LT5-1200	5000 K

PROFILE VIEW



MOUNTING ACCESSORIES

